





OPTI-SCULPT™

Engineered For Precise Beam Sculpting



Rosco OPTI-SCULPT filters provide precise angular beam control – enabling lighting professionals to accurately and affordably control the shape of their light. Rosco's unique, proprietary process offers increased brightness with engineered light distribution that has been laboratory tested for accuracy and repeatability.

OPTI-SCULPT filters are currently available in eleven different symmetrical and asymmetrical patterns, including the unique 40°/60° Reversible pattern. The filters are manufactured using flame-retardant, 10 mil thick, semi-rigid polycarbonate, and they are available in 24"x20" & 24" x 40" (60 cm x 50 cm & 60 cm x 100 cm) seamless sheets that can be cut to any size and shape to fit any light fixture.



KEY FEATURES

- Engineered and laboratory tested for accurate and repeatable beam shaping
- High transmission vs standard diffusion materials
- Available in 24"x20" and 24"x40" SEAMLESS sheets
- Manufactured using heat-resistant, flame-retardant polycarbonate
- Designed for LED fixtures, but also suitable for use on conventional fixtures
- Durable – The filter's performance is not adversely affected by dust or fingerprints
- Available in eleven different patterns, including the unique, reversible 40°/60°

OPTI-SCULPT™

Engineered For Precise Beam Sculpting



SPECIFICATIONS

Thickness:	10 mil (254μ)
Substrate:	Clear polycarbonate Contains flame retardant additive
Available Sizes:	24" x 20" (60 cm x 50 cm) sheet – seamless 24" x 40" (60 cm x 100cm) sheet – seamless
Thermal Performance:	-40° F – +320° F (-40° C – +160° C)
Transmission:	>85%
Flame Retardant Rating:	M1, B1, C1, BS3944 PART 1 1992, NFPA 701

Installation: Each OPTI-SCULPT Filter has a textured side and a smooth side. In order to achieve the filter's stated beam shape, position the OPTI-SCULPT filter with the smooth side towards the lamp. For the 40°/60° Reversible OPTI-SCULPT Filter – position the filter with the smooth side towards the lamp to achieve the 40° beam shape and the textured side of the filter toward the lamp to achieve the 60° beam shape. In order to create an accurate experience with OPTI-SCULPT filters, we recommend testing it with a small fixture like a pin spot or a small fresnal fixture. The use of lasers and mobile phone LED lights may provide different, misleading results. Please note the OPTI-SCULPT effect, per each design, is subjective to the light fixture in use.

Patent Pending

OPTI-SCULPT™	
Item Code	Description
108100102420	OPTI-SCULPT Filter, 10° - 24" x 20" sheet
108100102440	OPTI-SCULPT Filter, 10° - 24" x 40" sheet
108100202420	OPTI-SCULPT Filter, 20° - 24" x 20" sheet
108100202440	OPTI-SCULPT Filter, 20° - 24" x 40" sheet
108100302420	OPTI-SCULPT Filter, 30° - 24" x 20" sheet
108100302440	OPTI-SCULPT Filter, 30° - 24" x 40" sheet
10840R602420	OPTI-SCULPT Filter, 40°/60° Reversible - 24" x 20" sheet
10840R602440	OPTI-SCULPT Filter, 40°/60° Reversible - 24" x 40" sheet
108110202420	OPTI-SCULPT Filter, 10°x20° - 24" x 20" sheet
108110202440	OPTI-SCULPT Filter, 10°x20° - 24" x 40" sheet
108110302420	OPTI-SCULPT Filter, 10°x30° - 24" x 20" sheet
108110302440	OPTI-SCULPT Filter, 10°x30° - 24" x40" sheet
108110402420	OPTI-SCULPT Filter, 10°x40° - 24" x 20" sheet
108110402440	OPTI-SCULPT Filter, 10°x40° - 24" x 40" sheet
108110602420	OPTI-SCULPT Filter, 10°x60° - 24" x 20" sheet
108110602440	OPTI-SCULPT Filter, 10°x60° - 24" x 40" sheet
108115352420	OPTI-SCULPT Filter, 15°x35° - 24" x 20" sheet
108115352440	OPTI-SCULPT Filter, 15°x35° - 24" x 40" sheet
108115452420	OPTI-SCULPT Filter, 15°x45° - 24" x 20" sheet
108115452440	OPTI-SCULPT Filter, 15°x45° - 24" x 40" sheet
108120402420	OPTI-SCULPT Filter, 20°x40° - 24" x 20" sheet
108120402440	OPTI-SCULPT Filter, 20°x40° - 24" x 40" sheet

